

CELANYL® B3 HH GF30 BK 9005/E

Polyamide 6, 30% glass fibre reinforced, heat stabilized.

Designed for automotive industry, suitable for any technical application requiring long term heat ageing resistance.

Product information

Part Marking Code	>PA6-GF30<	ISO 11469
-------------------	------------	-----------

Rheological properties

Melt volume-flow rate	9 cm ³ /10min	ISO 1133
Temperature	230 °C	
Load	5 kg	
Moulding shrinkage range, parallel	0.3 - 0.6 %	ISO 294-4, 2577
Moulding shrinkage range, normal	0.6 - 0.9 %	ISO 294-4, 2577

Typical mechanical properties

	dry/cond.	
Tensile Modulus	9500/5440 MPa	ISO 527-1/-2
Stress at break, 5mm/min	165/97 MPa	ISO 527-1/-2
Strain at break, 5mm/min	3/7.5 %	ISO 527-1/-2
Flexural Modulus	8600/- MPa	ISO 178
Flexural Strength	240/- MPa	ISO 178
Charpy impact strength, 23°C	75/82.6 kJ/m ²	ISO 179/1eU
Charpy impact strength, -30°C	65/70 kJ/m ²	ISO 179/1eU
Charpy notched impact strength, 23°C	11/- kJ/m ²	ISO 179/1eA
Charpy notched impact strength, -30°C	8/- kJ/m ²	ISO 179/1eA
Izod notched impact strength, 23°C	11/18 kJ/m ²	ISO 180/1A
Izod impact strength, 23°C	65/- kJ/m ²	ISO 180/1U
Poisson's ratio	0.39	

Thermal properties

Melting temperature, 10°C/min	222 °C	ISO 11357-1/-3
Temp. of deflection under load, 1.8 MPa	205 °C	ISO 75-1/-2
Temp. of deflection under load, 0.45 MPa	220 °C	ISO 75-1/-2

Flammability

Burning Behav. at 1.5mm nom. thickn.	HB class	UL 94
FMVSS Class	B	ISO 3795 (FMVSS 302)
Burning rate, Thickness 1 mm	47.6 mm/min	ISO 3795 (FMVSS 302)

Other properties

Humidity absorption, 2mm	1.8 %	Sim. to ISO 62
Water absorption, 2mm	6.1 %	Sim. to ISO 62
Density	1360 kg/m ³	ISO 1183

CELANYL® B3 HH GF30 BK 9005/E

Injection

Melt Temperature Optimum

270 °C

Internal

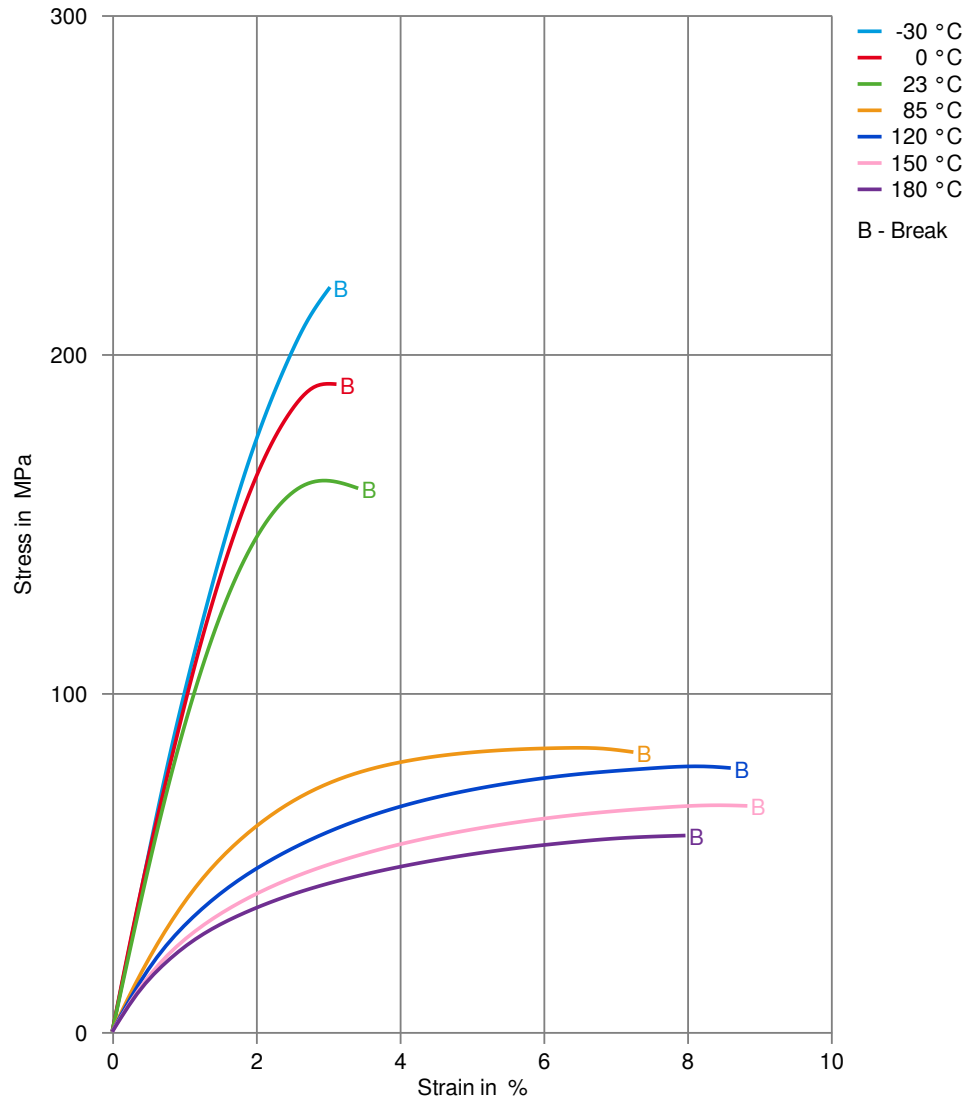
Additional information

Injection molding

The following conditions apply to a standard injection molding process. Machine temperatures: barrel 265-290°C (PA66), 235-270°C (PA6), nozzle and hot runners up to 300°C (up to 290°C products with flame retardants). Mold temperatures: 60-80°C, (80-100°C highly reinforced grades). Back pressure: typically, 5-10 bar (hydraulic pressure). Temperatures exceeding 300°C and long residence time could lead to additives degradation and brittleness of the material. In case of gas generation in the melt, please verify moisture content and processing temperatures. Usage of regrind is possible depending on the molded part characteristics. For further details, please refer to the document 'Instructions for injection molding' or contact our technical support team.

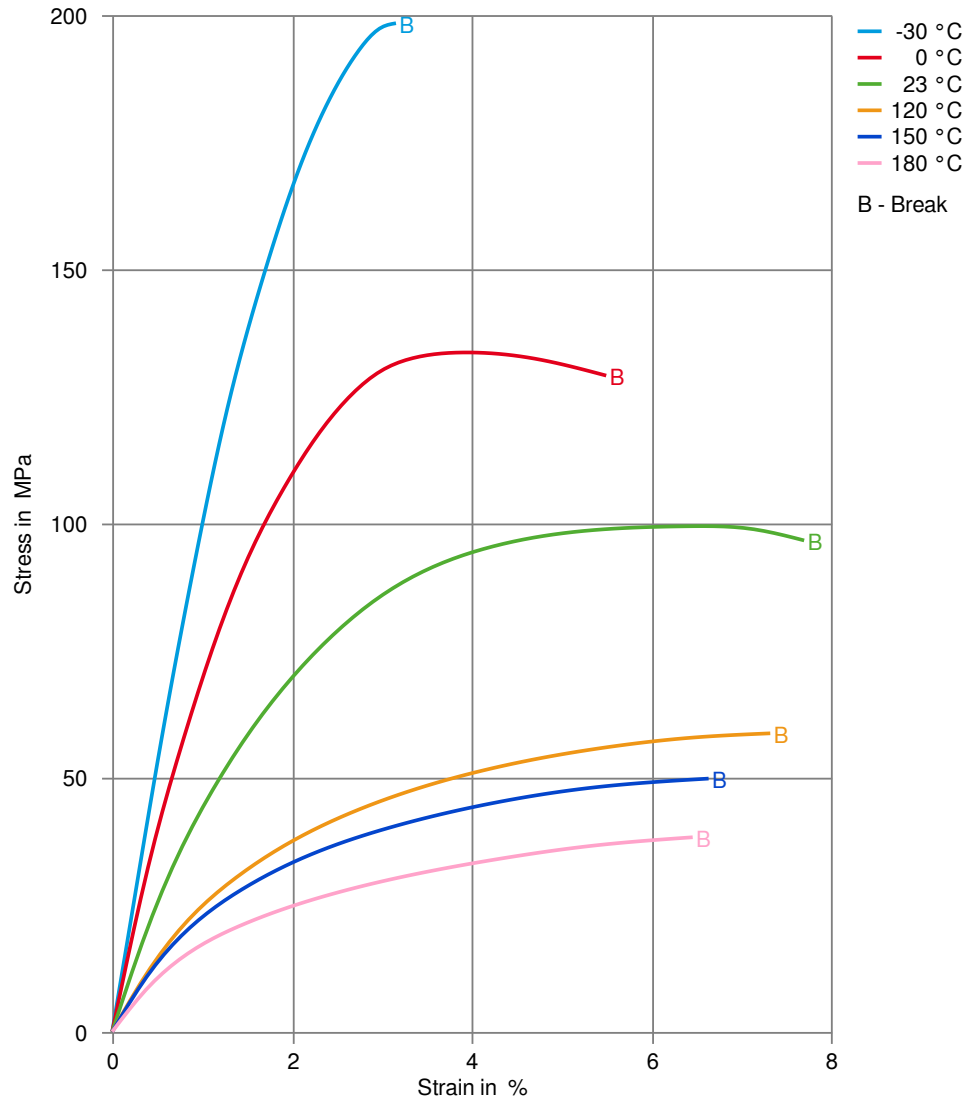
CELANYL® B3 HH GF30 BK 9005/E

Stress-strain (dry)



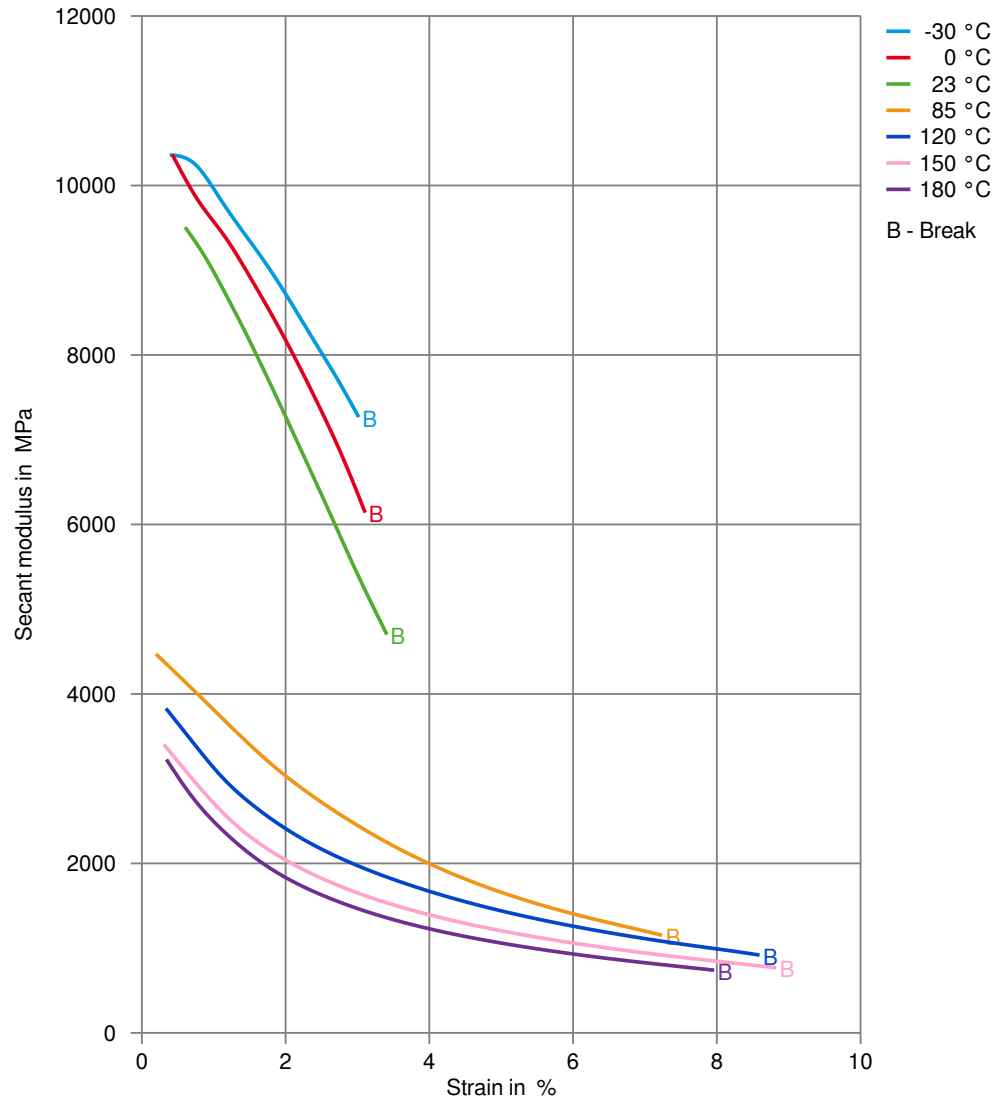
CELANYL® B3 HH GF30 BK 9005/E

Stress-strain (cond.)



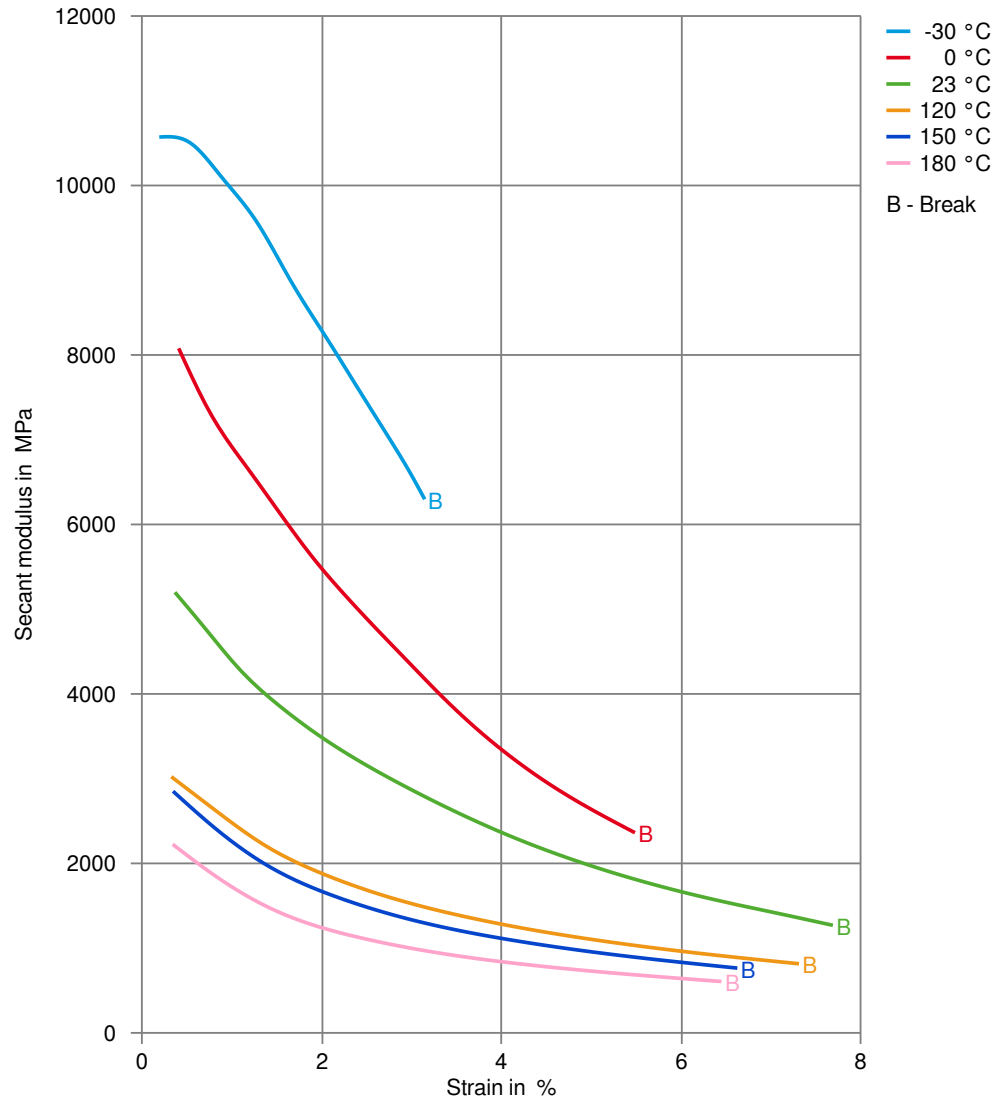
CELANYL® B3 HH GF30 BK 9005/E

Secant modulus-strain (dry)



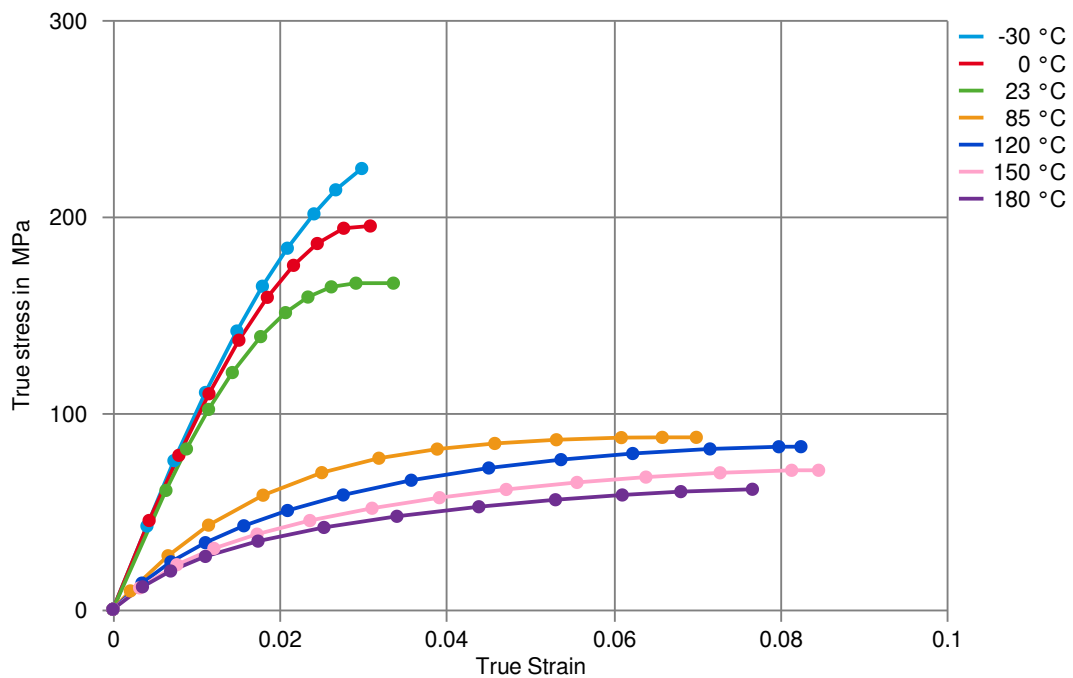
CELANYL® B3 HH GF30 BK 9005/E

Secant modulus-strain (cond.)



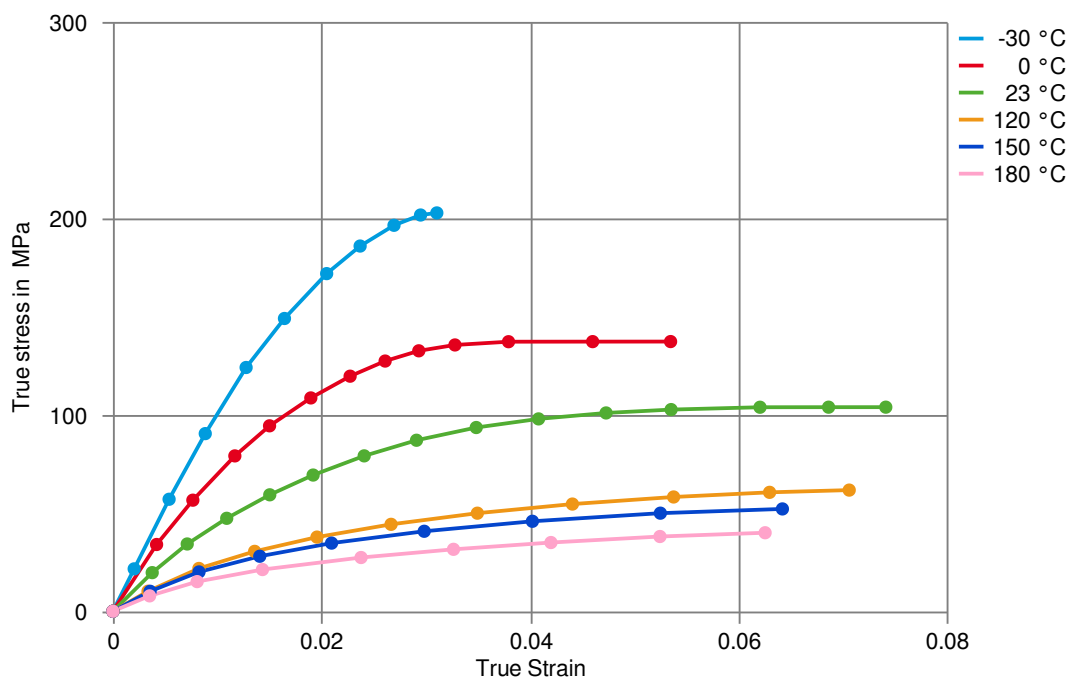
CELANYL® B3 HH GF30 BK 9005/E

True stress-strain (dry)



CELANYL® B3 HH GF30 BK 9005/E

True stress-strain (cond.)



CELANYL® B3 HH GF30 BK 9005/E

Processing Texts

Injection molding

The following conditions apply to a standard injection molding process. Machine temperatures: barrel 265-290°C (PA66), 235-270°C (PA6), nozzle and hot runners up to 300°C (up to 290°C products with flame retardants). Mold temperatures: 60-80°C, (80-100°C highly reinforced grades). Back pressure: typically, 5-10 bar (hydraulic pressure). Temperatures exceeding 300°C and long residence time could lead to additives degradation and brittleness of the material. In case of gas generation in the melt, please verify moisture content and processing temperatures. Usage of regrind is possible depending on the molded part characteristics. For further details, please refer to the document 'Instructions for injection molding' or contact our technical support team.

Injection molding Preprocessing

PA materials, stocked in a moisture-proof packaging, can be processed without drying; however, it is always recommended drying the product that comes from a large package (e.g. Octabin). The moisture content suggested for the injection molding process should be lower than 0.15%, according to the grade and to the molded part characteristics. The materials containing flame retardants should have moisture content below 0.10%. Red phosphorous containing grades must always be dried below 0.08%. The drying time depends on the moisture content and the drying conditions. Typically, 4-8 hours at 80-90°C using dehumidified air (dew point of -20°C) are suitable conditions for a starting moisture content of 0.20%-0.40%.

Injection molding Postprocessing

PA materials reach their final performance with a water content of about 1.5 to 3.5% by weight, depending on the type. This percentage corresponds to the point of equilibrium between the rates of absorption and desorption of moisture. After molding, in favorable environmental conditions, a part can quickly absorb moisture up to 0.5-1.0%, while the equilibrium will be reached during its life. A conditioning treatment can accelerate further the initial water absorption of the molded parts. Conditioning is usually carried out in hot and humid environment (for example 50°C, 100% RH), inside climatic chambers. Slight dimensional variations (increase in volume due to the water absorbed) must be considered, especially in unfilled grades. Post-treatments of parts may also include the annealing (60-80°C in oven, up to four hours). This procedure can be useful to relax any internal stresses.

Other Approvals

Other Approvals

OEM	Specification	Additional Information
GM	GMW3029P-PA6-GF30H	
VW Group*	VW50134	* best fitting grade to

CELANYL® B3 HH GF30 BK 9005/E

		PA6-7-A, not officially approved
VW Group*	VW50125	* best fitting grade to PA6-7, not officially approved